

The ISGE Newsletter

No. 14



THE INTERNATIONAL SOCIETY
FOR GYNECOLOGIC ENDOSCOPY
PROMOTING VAGINAL SURGERY

Back To Basics in MIGS

Split, Croatia

Annual Meeting ISGE 2021
August 27-29

Pre-Congress
August 26, 2021



OPUS

Spring Issue, May 2021



THE INTERNATIONAL SOCIETY
FOR GYNECOLOGIC ENDOSCOPY
PROMOTING VAGINAL SURGERY

Home of Endoscopic Dynasty

More than 150 world renowned experts on endoscopy and endometriosis joined the ISGE historical event VirtualEndo24 last month. It was a wealth of knowledge and triumph accomplished by the wisdom of the older doyens and the passion of the young surgeons.

The increasing number of YES (young) membership in our society has strengthened the ISGE networking and maintained a healthy interaction between the senior leaders and the new generation for the best benefit of our patients.

The academic literature is full of inventions pioneered by scientists who have been once or still on the list of ISGE members.

As a leader in its field, ISGE is taking you to Basics this year to set a new ground for different future with versatile and astonishing technology.

ISGE is certainly the **Home of Endoscopic Dynasty**.



Dr Hisham Arab
Editor-in-Chief



Dr. Ellis Downes
Associat Editor



Dr Meenu Agarwal
Associat Editor



A Quick Access
To ISGE Website

Sincerely, **Hisham Arab** Editor-in-Chief

Message from the President Dr Paya Resad Pasic



Dear colleagues and friends,
It is my great privilege and honor to invite you to participate at the International Society of Gynecologic Endoscopy (ISGE) Annual meeting that is taking place on **August 26- 29, 2021** in Split Croatia.

ISGE is an international society with members from 91 countries and our primary mission is promotion of minimally invasive gynecologic surgery, exchange of knowledge and education of physicians throughout the developing world.

After our very successful meeting in Opatija, Croatia in 2016, that gathered over , 400 physicians from all over the world, ISGE is partnering again with the Croatian Society of Gynecologic Endoscopy to organize the meeting in Split in 2021.

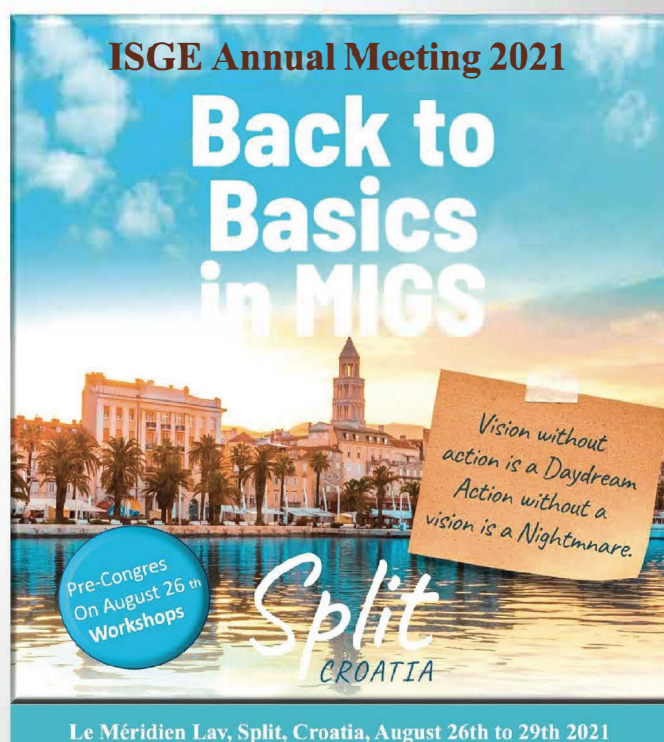
My former country of Croatia is the prime tourist location in the world with its beautiful coast line, pristine rivers and lakes, great food at affordable prices and rich cultural heritage. The best time to visit Croatia is from May to October.

Why not join us next year in Split and bring your family along? Your family can enjoy the beach and explore beautiful city of Split with its rich historical heritage while you meet with your colleagues from all over the world. This meeting will bring together experts from many parts of the world and we look forward to the educational exchange of ideas, techniques and to the interaction with colleagues which will ultimately benefit our patients.

Less than two hours' drive from Split you can reach Plitvice Lakes National Park that is on UNESCO's heritage list with its seven lakes on different levels and crystal-clear waters. Just short distance from Split (one hour by ferry) is the beautiful town of Hvar, on the Island of Hvar, surrounded by a small archipelago of islands with pristine beaches, ancient architecture, great dining and most popular night scene in Croatia. You can drive along the Adriatic coast or continue by ferry to reach the medieval city of Dubrovnik where Game of Thrones was filmed. Dubrovnik is located in southern Croatia and is considered one of the most beautiful cities in the world and popularly named "The jewel of the Adriatic."

I hope that this conference will achieve its goals of bringing us together and help us broaden our knowledge to become better physicians and take best care of our patients.

Resad Paya Pasic M.D., 
Ph.D. ISGE President



From the desk of the Medical Director



Dear member, Dear future member, Dear colleague interested in MIGS, Dear Sympathizer!

I would like to take this opportunity to highlight the realizations of ISGE over these first months of 2021.

Our president-elect, Günter Noé, together with the original editor of TheTrocar Alfonso Rossetti, have realized the ISGE dream to create an Open Access, Online Journal under the name TheTrocar. The articles are DOI referenced and we did obtain an ISSN number 2736 – 5530

https://www.isge.org/wp-content/uploads/2020/12/TheTrocar-Issue1_December2020.pdf and you can download the PDF with all articles. The Volume 2 Issue 1 is now available and a first citation has been recorded. The dream of our late Medical Director Ornella Sizzi has finally become a reality. We do ask contributions from our members. Be aware that TheTrocar does also accept video articles with a brief abstract. In Volume 2 Issue 1 and 2 ISGE could collect interesting video articles on the topic of accessory cavitated uterine mass (ACUM) by Sanket Pisat, Amal Drizi and Luigi Montevecchi. Our member Xiaoming Song is busy translating the articles in Chinese to distribute through his WeChat channel in China

The first 2021 Webinar on “Uterine Malformation” by Luis Alonso Pacheco did register 620 registrations and over 120 actual participants. ISGE is continuing with the webinars with free registrations on a monthly basis. On May 20 our former Board Member Inchnandy Arief Rachman did present a very interesting webinar on vNOTES. The Annual Meeting in Split Croatia is shaping up – same location Le Meridien LAV – from August 26 pre congress courses and actual congress 27-29! Here we will have also the hybrid Annual General Assemble meeting and ISGE will propose to the General Assemble a new set of Bylaws with the intention to involve more and motivated members in the running of the society. This new bylaw will be sent to our members two months before the venue to get your comments.

ISGE will continue and professionalize its other projects as to remain a top worldwide endoscopic society. Our Chairman of the Membership Committee and Editor of OPUS, Hisham Arab, opens participation the Hisham Arab prize for lectures not only in the YES sessions on the program. The program will consist of live lectures intermingled with prerecorded lectures as to follow the original program. The Croatian health authorities do offer special conditions for congress attendees in these tough times of SARS 2 – CoV 19 – Corona pandemic. Program is to be found on www.isge.org where you can also register.

The Regional Meeting ISGE – CAGES is postponed to September 19 - 25. A Virtual conference on Hysterectomy – all aspects from Vaginal over Endoscopic to vNOTES will be covered on Sunday September 19. From Monday September 20 through Saturday September 25 a modified ISGE Intensive Week on Hysterectomy will be held live at the Hugh Wynter Fertility Management Unit of the University of the West Indies Mona Campus – Center of Excellence of ISGE - with the accent on live surgery and participation of the participants (maximum number of 20) at the cure of Vernon DaCosta, John Harriot and Shaun Wynter. On Friday September 24 a hands-on exam on endoscopic suturing will be held and a theoretical MCQ exam (n=150) will be held on Saturday morning.

In November 4-6 ISGE start with its Courses on specific topics at its facility in Malta. The first course will be on endoscopic suturing both intra and extra corporeal. The maximum number of participants as ISGE has managed five stations is 15. ISGE has assured the participation of tutors from Malta University for these courses. Beginning of 2021 The ISGE Accreditation has been created, a non-for-profit incorporation in Belgium, through its website www.isge-accreditation.org ISGE will be able to offer a better service for our members having difficulties to connect for payments with the US. For this moment in time the members will also find on this website – under construction – the recordings of the webinars both ISGE and ETCA (Endoscopic training Center Antwerp). The latter being the Center of Excellence in Belgium.

Our Director of the ISGE Japan Effort Mimi Fujitaka is busy setting up a Japanese website.

Our Director of the ISGE China Effort Dr Jianming Song has set up webinars on endoscopy and oncology with Peking University Professor Jianliu Wang. He is preparing yet another ISGE trip to China to explore ISGE scholarships in China.

As Medical Director I would like to ask each and every one of you to join ISGE in these projects, to send in articles, to organize webinars or at least send in the topics you would like to be addressed.

Bruno van Herendael
Medical Director ISGE

The ISGE VIRTUALEENDO24 Conference

20-21 March 2021

Attendance Stats

The concept of a 24 hours virtual conference starting in the African – European time zone to move to the American to end in the Eastern time zone on endometriosis of our Honorary Secretary Viju Thomas has been realized and thanks also to our **audiovisual partner Onference of Mumbai India**. The conference has been a success with over 1.900 participants and 2.200 log ins. VirtualEndo 24 simultaneous in three channels has been a huge success. The participants did appreciate very much the different discussions on the topic where most of the questions asked on the chats could find the time to be answered.

Our partner and main sponsor the “Endometriosis Foundation of America” did take care of the patient channel in two time zones. This realization is to the credit of our former Board member Tamer Seckin and the newly appointed Medical Director of the Foundation Dan Martin. Greatly helped by Margaret Caspler Cianci, EndoFound Executive Director

Because of the huge success ISGE’s EXCO – Board meeting in teleconference on April 11/2021 did decide after evaluation to reorganize the event in 2022. Date in March 2022 to be defined.

These are some of the statistics from this great Conference.

83 Countries From Around The World Joined In

- ◆ 1877 Registrants
- ◆ 1866 Participants (99.4% participation rate)
- ◆ Most of them attended the conference for **more than 10 hours**

Rank of Professional Attendance (Out of these 1866):

- ◆ 115 Speakers
- ◆ 1037 Doctors
- ◆ 705 In training Doctors
- ◆ 8 Midwives
- ◆ 1 Surgical Technologist

The top 7 countries with the Highest Participation

- ◆ 375 from Indonesia
- ◆ 369 from Iran
- ◆ 168 from India
- ◆ 118 from Ecuador
- ◆ 95 from Turkey
- ◆ 92 from Saudi Arabia
- ◆ 81 from South Africa

8 Funding Sources Thankfully Sponsored our Conference:

- ◆ Endometriosis Foundation of America
- ◆ Karl Storz SE & Co. KG
- ◆ Cooper Surgical
- ◆ Baxter
- ◆ Abbvie
- ◆ Bowa
- ◆ Endomed Systems
- ◆ Ultra Zonic

15 Major Societies Collaborated in this conference

- ◆ AAGL
- ◆ AFSGE
- ◆ AGES
- ◆ APAGE
- ◆ BSGE
- ◆ CAGES
- ◆ EEL
- ◆ ESGE
- ◆ IAGE
- ◆ KESES
- ◆ MAMIGS
- ◆ SASGE
- ◆ SEG
- ◆ SACIL
- ◆ WES

Participating Organizations



Conference Platform

Dr. Viju Thomas
Honorary Secretary, ISGE

08:55

EXPO HALL

AGENDA

LOBBY CHANNEL USER GUIDE EXHIBITION LOGOUT

08:55

EXPO HALL

AGENDA

LOBBY CHANNEL USER GUIDE EXHIBITION LOGOUT

08:55

08:55

Introduction: endometrioma

- 17 -44% of women with endometriosis
- Associated with pain and infertility
- 1/3 of endometrioma are bilateral

IGNO SIEBERT
SOUTH AFRICA

08:55

The challenge of an endometrioma surgery in the time of ART
Lilo Mettler (Germany)

GUENTER NOE
MOC

08:55

EQUUSIM: Endometriosis Quality and grading instrument for clinical performance: proof of concept study for automatic digital registration and classification scoring for r-AUSIM, EPI and ERM

Table 11 Primary outcome measures.	Class1 (n = 26)	EQUUSIM (n = 26)	Universal-Dale ratio (95% CI)	P-value
κAPK1 score (ng, n (%))	5 (9%)	14 (54%)	27.6 (4.1-109.7)	<0.01
κAPK2 score (ng, n (%))	2 (8%)	11 (42%)	4.8 (1.1-21.3)	<0.01
κAPK3 score (ng, n (%))	12 (46%)	17 (65%)	17.5 (3.5-84.4)	<0.01

JOERG KECKSTEIN
AUSTRIA

08:55

URETER RETROPERITONEAL COURSE
RETROPERITONEAL COURSE

MOHAMED ACHOUR
MOROCCO

08:55

RODRIGO FERNANDES
BRAZIL

08:55

08:55

08:55

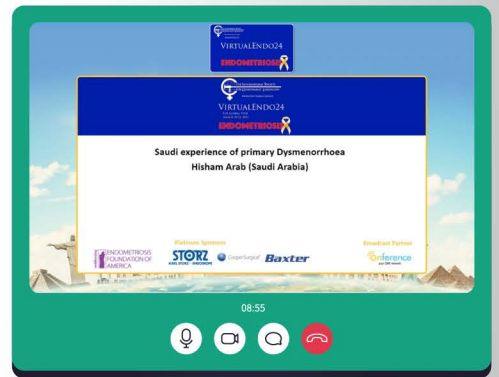
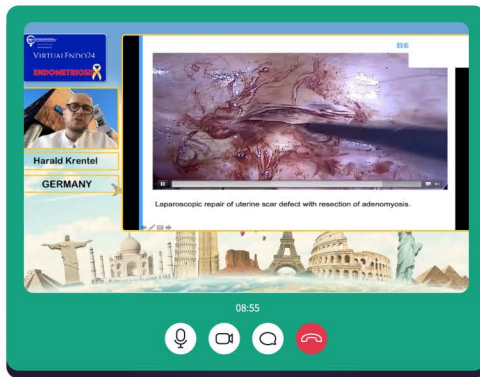
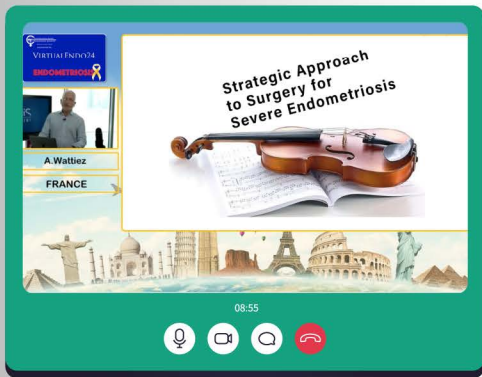
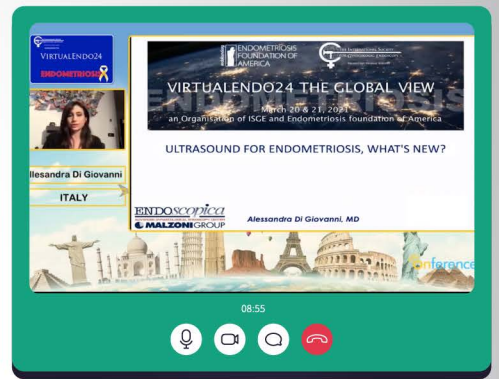
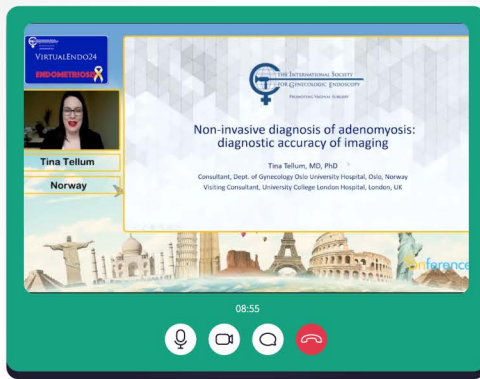
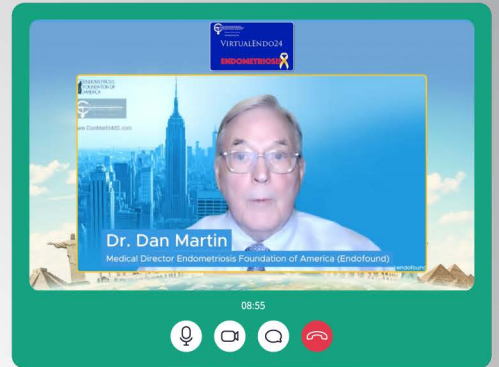
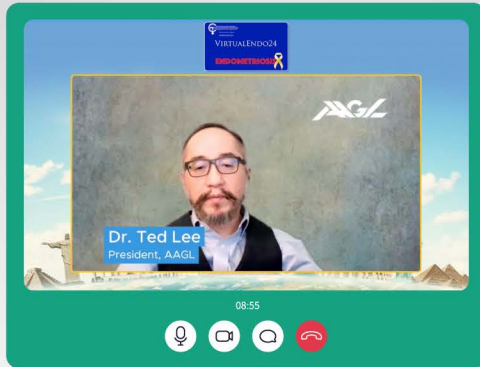
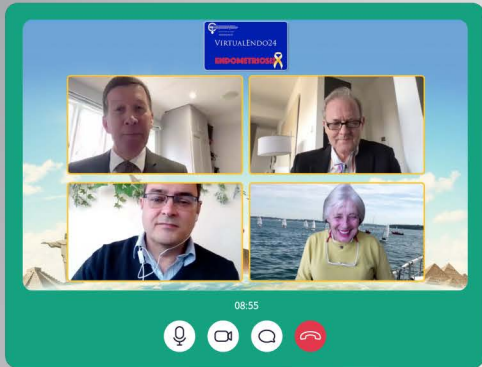
Enigma of endometriosis in adolescents

- What is the true prevalence of adolescent endometriosis?
- Are only early forms of endometriosis seen in adolescents?
- Is adolescent endometriosis a progressive disease?
- Should surgery be performed early to avoid progression?
- Is adolescent endometriosis more likely to resolve?
- Should surgery be avoided as much as possible?
- Is empirical treatment harmful by masking the symptoms?

Ertan Saridogan
UK

08:55

Conference Platform



Fine Tips on Laparoscopic Myomectomy



Petra Chamseddine, MD.

University of Louisville, Louisville, Kentucky, USA.

Citation: OPUS June 2021. DOI: 10.36205/OP0008

1. Patient selection

- The best candidates are those with 1 dominant myoma or few small ones.
- Anterior and fundal myomas are the easiest to approach laparoscopically, whereas low posterior myomas are the most challenging.
- Identify size, number & location of fibroids with pelvic ultrasound, saline sonogram or MRI.
- GnRH agonists decrease fibroid size & intra-op blood loss.

2. Abdominal entry

- Displace the camera port cephalad to get a global uterine view.
- A suprapubic port allows equal access to both sides of the operating field.
- Use a 30° laparoscope to visualize difficult to reach fibroids.
- A mini-laparotomy can be used for manual assistance during laparoscopy assisted abdominal myomectomy (LAAM)

3. Hemostasis

- Make vertical uterine incisions for posterior fibroids and transverse incisions for anterior fibroids.
- Use a laparoscopic myoma screw or tenaculum to place tension on the fibroid.
- Dissect close to the myoma to avoid entry into endometrial cavity.
- Assess integrity of endometrial cavity and tubal patency with a uterine manipulator that allows dye injection.
- Prophylactic antibiotics are given if endometrial breach is identified.

5. Specimen extraction

- Keep track of small fibroids using a “pearls on a string” technique.
- Extend the suprapubic or umbilical incision (2.5 - 3.5 cm). Alternatively, a posterior colpotomy can be used.
- Perform contained extraction with manual scalpel morcellation.

6. Suturing

- Multiple layer closures improve hemostasis and maximize myometrial thickness.
- An adhesion barrier over the uterine incisions prevents new adhesion formation.
- Barbed suture can decrease suturing time.

7. Pregnancy

- Risk of uterine rupture is comparable to one prior low transverse c-section (0.5-0.9%).
- Obstetric management is individualized.

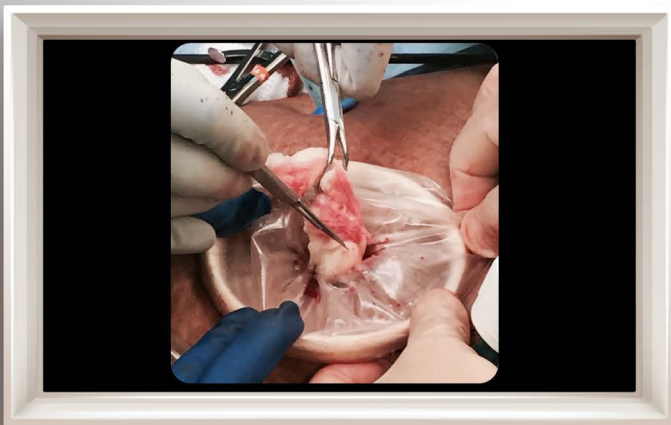


Figure 1. ExCITE technique.

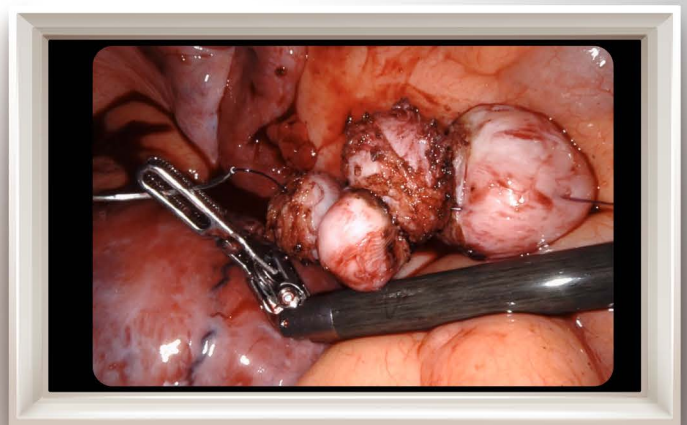


Figure 2. Pearls on a string technique.

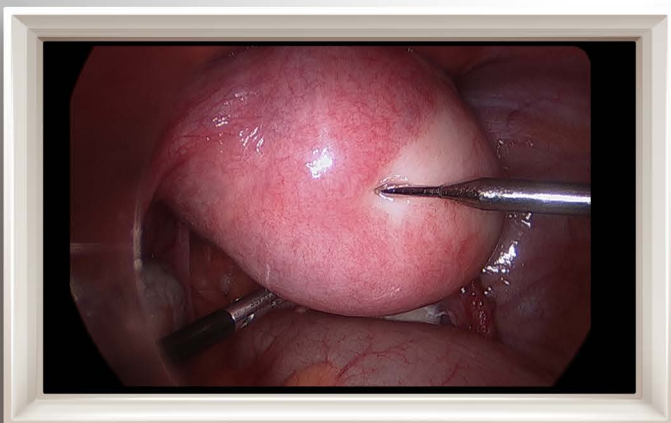


Figure 3. Vasopressin injection.

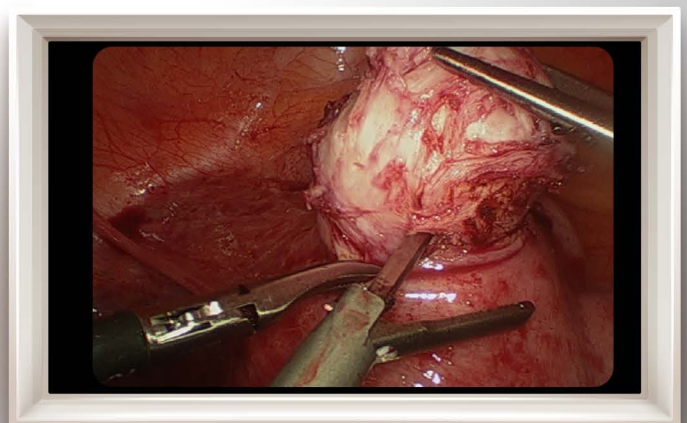


Figure 4. Dissection close to the myoma base.

New innovative technique

Use of diluted injection Vasopressin for the hysteroscopic resection of sub-mucous fibroid



Dr Meenu Agarwal

National Director, Clinical Board-Morpheus IVF Chairperson- Imaging Science
Committee FOGSI Elected Board member- ISGE

Citation: OPUS June 2021. DOI: 10.36205/OP0007

We exploited the knowledge of use of diluted vasopressin in laparoscopic myomectomy for hysteroscopic cases. We used 5 French OPU needle to inject diluted vasopressin (10 IU in 100ml NS) in the space between the myometrium and the myoma followed by conventional hysteroscopic resection of the myoma with bipolar resectoscope with normal saline as the distension media. The blood loss was statistically less and the ease of finding the plane between the myoma and the myometrium was much easy.

This technique helps resecting the larger sub-mucous fibroids in a shorter duration of time with less blood loss and a clean dissection.

So far we have done nine cases of hysteroscopic myomectomy with technique and have been convinced with the results to use more of vasopressin in other scenarios as well.

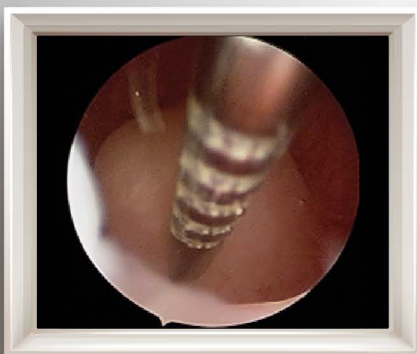


Fig 1- Injecting diluted vasopressin with the help of OPU needle

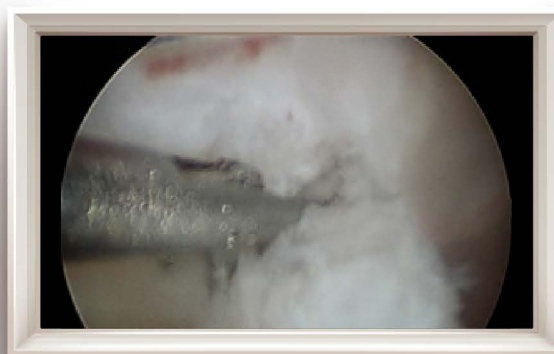


Fig 2- enucleating FIGO submucous fibroid after the injection of diluted Vasopressin

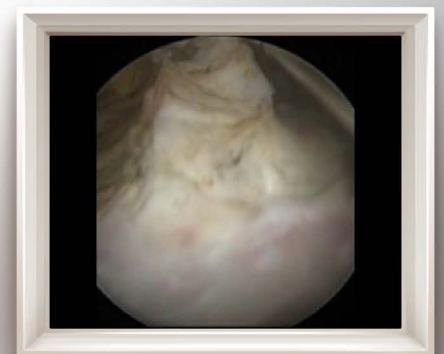


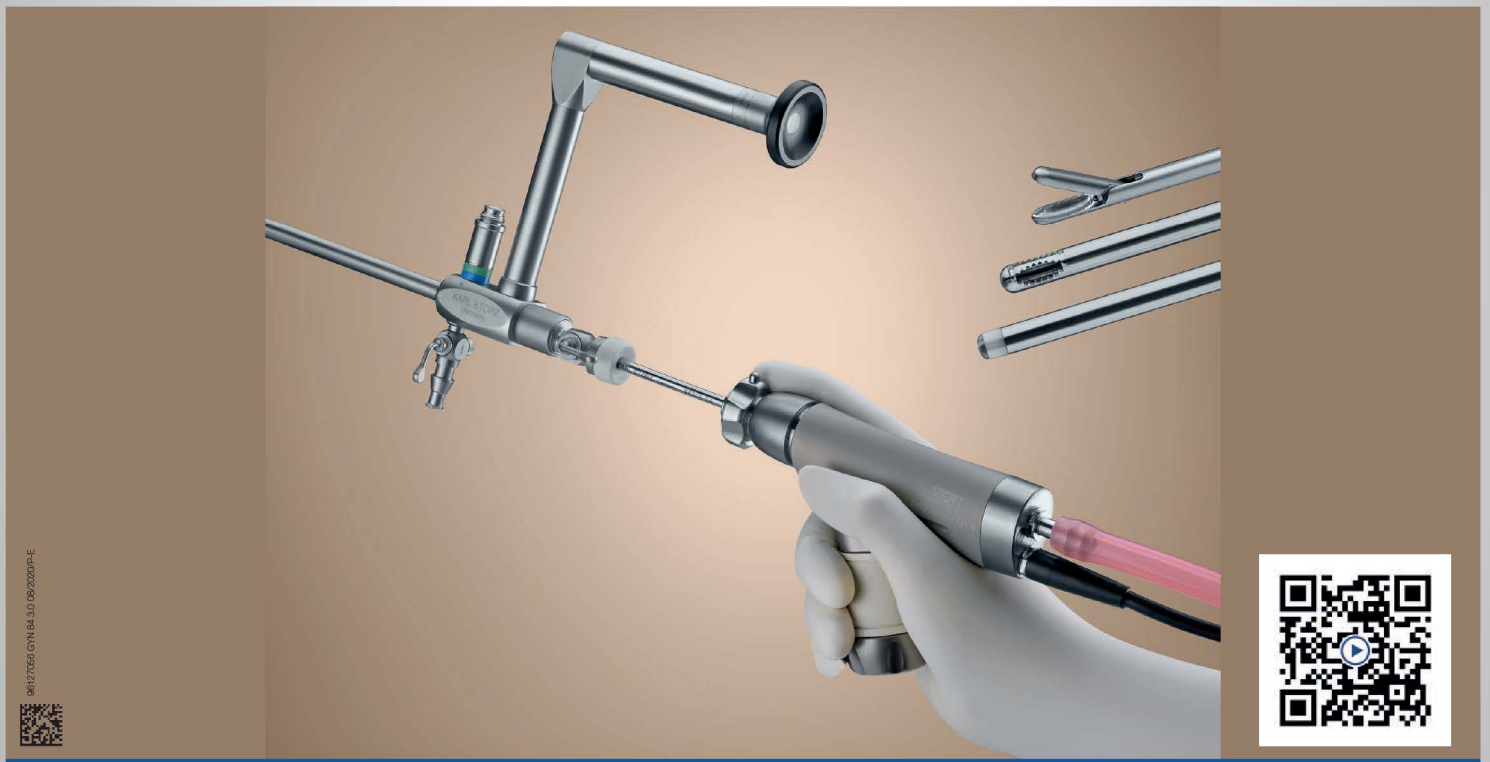
Fig 3 - Resection of sub mucous fibroid after diluted vasopressin injection (notice the color of the resected tissue)

Members enrolled between January 2021 and March 2021

Name	Country
Edgardo Rolla	 Argentina
Lachlan Baxter	 Australia
Barbara Lowes	 Australia
Gernot Hudelist	 Austria
Wadeea Gherbal	 Bahrein
Aida Bjelopoljak	 Bosnia-Herzegovina
Pari-mah Koleini	 Canada
Lubomir Mikulasek	 Czech Rep.
Anneli Linnamagi	 Finland
Dimitrios Panayotopoulos	 Germany
Emir Hasic	 Germany
Dimitri Vlachos	 Greece
Adrienn Hajdinàk	 Hungary
Shazia Khan	 India
Smitha Mannepalli	 India
Vilas Dhanu	 India
Ranjana Dhanu	 India
Edo Rezaldy	 Indonesia
Josè Hilario Cardenas Lopez	 Mexico
Klyucharov Igor	 Russia
Dalia Abdalrahman	 Saudi Arabia

Members enrolled between January 2021 and March 2021

Name	Country
Khalid Al Wadi	 Saudi Arabia
Vladimir Antic	 Serbia
Ebrahim Sumayya	 South Africa
Morgan Pillay	 South Africa
Wadeea Gherbal	 Bahrein
Alphy Puthiyidom	 UAE
Shan Biscette	 USA
Yolianne Lozada	 USA



Small Access, Great Effect

The Intrauterine BIGATTI Shaver (IBS®) in 6 mm

- Direct suction of resected tissue possible
- Effective, precise and safe alternative to resectoscopes
- Purely mechanical resection
- The only fully reusable hysteroscopic shaver system

www.karlstorz.com

STORZ
KARL STORZ – ENDOSKOPE
THE DIAMOND STANDARD

HISHAM ARAB PRIZE

This prize was established in 2016 to be awarded to the best YES presenter once a year at any of the ISGE annual or regional meetings. The prize is composed of 1000 USD in cash and a plaque which should be presented at the closing ceremony of the congress.



THE WINNER FOR 2019 AT ISGE ANNUAL MEETING THAT WAS HELD IN CAPE TOWN, SOUTH AFRICA DURING 13-17 APRIL 2019 WAS DR. ANNELIZE BARNARD, FROM SOUTH AFRICA.

Don't miss the chance of winning this prize this year at the Annual ISGE meeting in Split, Croatia: August 26-29, 2021

Executive Board Members

Paya Resad Pasic (President), Robert O'Shea (Immediate past president), Noé Guenter (Vice president), Bruno Van Herendael (Medical Director), Viju Thomas (Honorary Secretary), Charles Miller (Honorary Treasurer), Adel Shervin (Director Accreditation Council), Alfonso Rossetti (Director of the Training Committee), Alessandro Loddo (Representative Board Members), Hisham Arab (Director Membership Committee), Ellis Downes (Journal Editor), Daniel Kruschinski (Director Social Media), , Anthia Zammit (Legal Counsel to the ISGE), Jianming Song (Chair China Effort), Mimi Fujitaka (Diréctor Japan Effort).

ISGE Board Members

Africa: South Africa: Dr Abri De Bruin, Dr Annelize Barnard, Dr Jack Biko, Algeria: Dr Amal Drizi, Dr Adel Sedrati.

America: North America: Dr Shan Biscette (USA) South America: Dr Jorge Dotto, Dr Miguel Angel Bigozzi (Argentina)

Asia: India: Dr Joseph Alappat Kurian, Dr Meenu Agarwal - Indonesia: Dr Eddy Hartono - China: Dr Yang Kuang
Taiwan: Dr Chyi-Long Lee

Middle East: Iran: Dr Ameneh Haghgo

Oceania: Australia: Dr Jim Tsaltas, Dr Ajay Rane

Europe: Germany: Dr Michael Anapolski - Portugal: Dr Dusan Djokovic - Belgium: Dr Ruben Vanspauwen
Finland: Dr. Anneli Linnamagi

The International Society for Gynecologic Endoscopy

Hisham Arab Prize

Through the kind and generous endowment of Dr Hisham Arab, ISGE is delighted to offer this award of USD 1000 to the best presentation of original work in Gynecologic Endoscopy during the upcoming ISGE Annual meeting on 27-29 August 2021 in Split, Croatia.

Eligibility

Hisham Arab Prize is open for all physically present candidates for presentation at this conference regardless of their ISGE membership status or age.

Judgement Criteria

A panel of 4 experts will judge each presentation according to the following criteria:

1. Research question or technique
2. Literature Review and Clinical Relevance
3. Critical Discussion
4. Data presentation
5. Style of presentation

Prize Ceremony

Hisham Arab Prize will be awarded to the winner at the conference closing ceremony on 29 August 2021.

